

**Cartes Abécédaire - Grand format (21.5 x 28 cm)**  
**Version couleur pour l'enseignante ou l'enseignant**

Conception : André Vandal

Illustrations : Frédéric Normandin

Instructions :

1. Imprimer le fichier sur du papier lettre (21.5 x 28 cm).
2. Plastifier chaque page (carte) à l'aide de la lamineuse (si désiré).
3. Poser des morceaux de velcro derrière chacune d'elles (s'il y a lieu).
4. Prévoir un espace dans la classe pour afficher les cartes.

Aa



arbre

Bb




botte

Cc



canard

Cc



cerises

Cc




cheval

Dd



dent

Ee



escargot




Ee



étoile

Ff



fourmi

# Gg



# géant

Gg




gorille

Hh



hérisson




igloo

Jj



journal

Kk



kiwis




LI



lutin

Mm




melon

Nn



navire

O o




olive

Oo



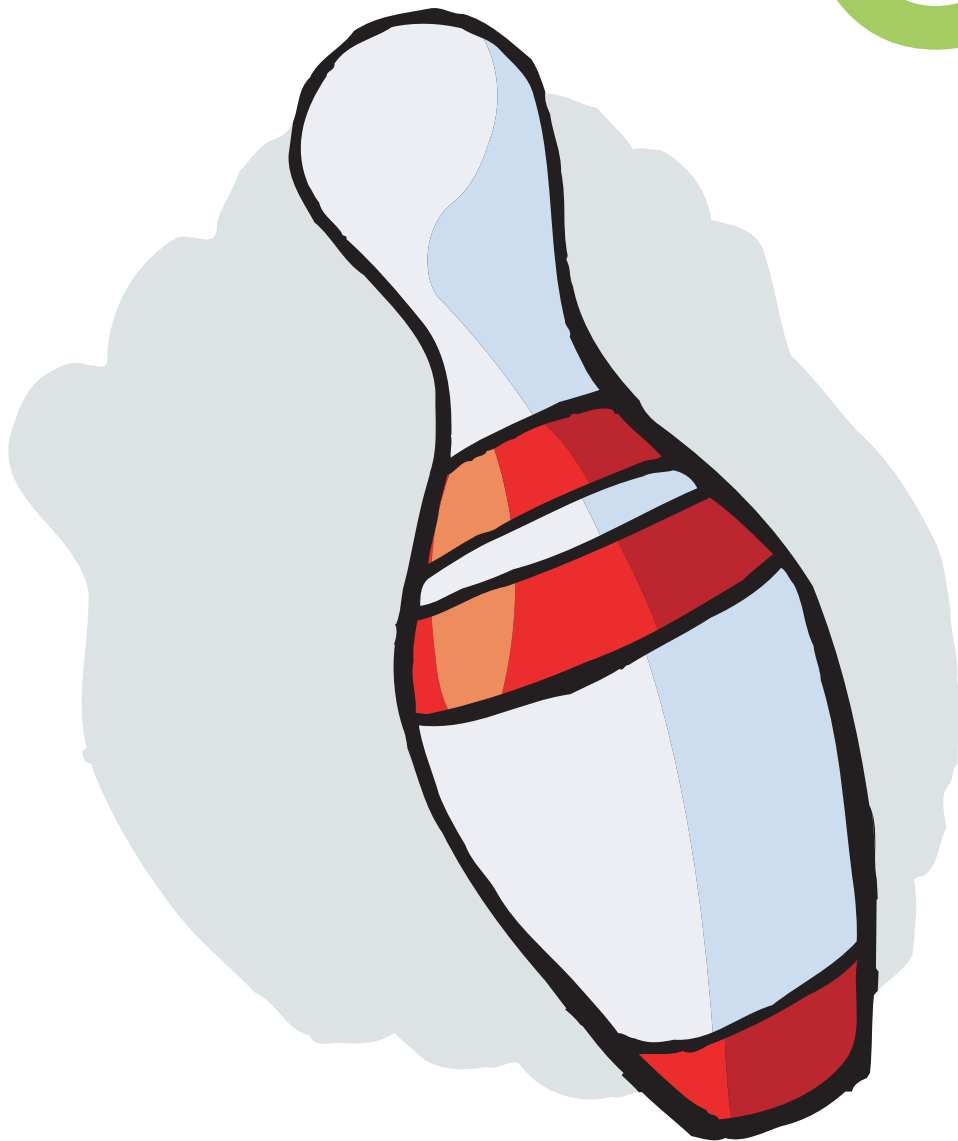
ours

Pp




plume

Qq



quille

Rr



robot



Ss




sapin

Tt



tarte

Uu



un

Vv




valise

Ww



wagon

Xx



xylophone

Yy



yo-yo

Zz



zèbre